

Scaled data based on original data using  
LM-79-08 Approved Method: Electrical and Photometric Measurements of Solid-  
State Lighting Products

Test Report Prepared for  
Cooper Lighting Solutions  
(formerly Eaton)

Brand: INVUE

Report Number: P401268

Luminaire Tested: **ENT-SA1C-727-U-T4W**

Issue Date: 5/20/2020

**Test Information**

Test Method: LM-79-08  
Report Number: P401268  
TEST IS SCALED FROM IESNA LM-79-08 TEST DATA (G1-2004-754-17)  
Test Lab: INNOVATION CENTER  
Issue Date: 5/20/2020  
Manufacturer: COOPER LIGHTING SOLUTIONS (FORMERLY EATON)  
Product Line: INVUE  
Catalog Number: ENT-SA1C-727-U-T4W  
Description: ENTRI LED LUMINAIRE  
(1) 70 CRI, 2700K, 615mA LIGHTSQUARE WITH 16 LEDS AND TYPE IV WIDE OPTICS  
Light Source: -  
Ballast/Driver: ELECTRONIC DRIVER

**Summary**

Lumens per Lamp: N/A  
Luminaire Lumens: 3772 lumens  
Efficiency: N/A  
Efficacy: 113.3 lumens/watt  
Luminous Opening: Rectangular (W 0.5' x L: 0.5' x H: 0')  
IES Classification: Type IV - Short - Semi-Cutoff  
BUG Rating: B1 - U0 - G1

Input Watts (W): 33.3  
Input Voltage (V): NR  
Input Current (Ain): NR  
Voltage Rise (V): NR  
Power Factor: NR  
Total Harmonic Distortion (THDi): NR  
Frequency (hertz): 60  
Stabilization Time: NR  
Operation Time: NR  
Ambient Temperature (°C): NR  
Test Distance: 25 FT

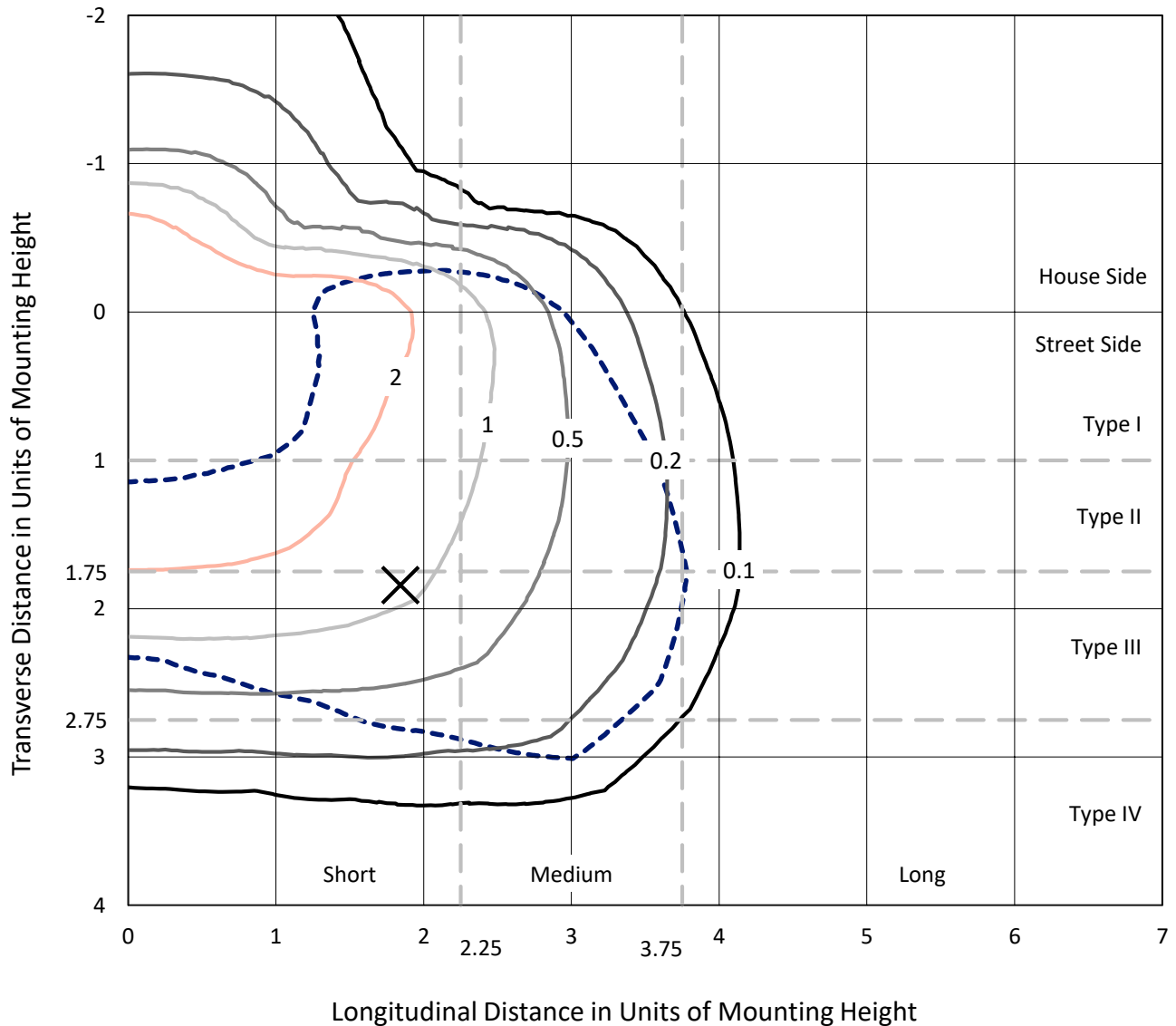


REPORT NUMBER: P401268

CATALOG NUMBER: ENT-SA1C-727-U-T4W

### Iso-Footcandle Lines of Horizontal Illumination

× Max cd  
 - - - 1/2 Max cd

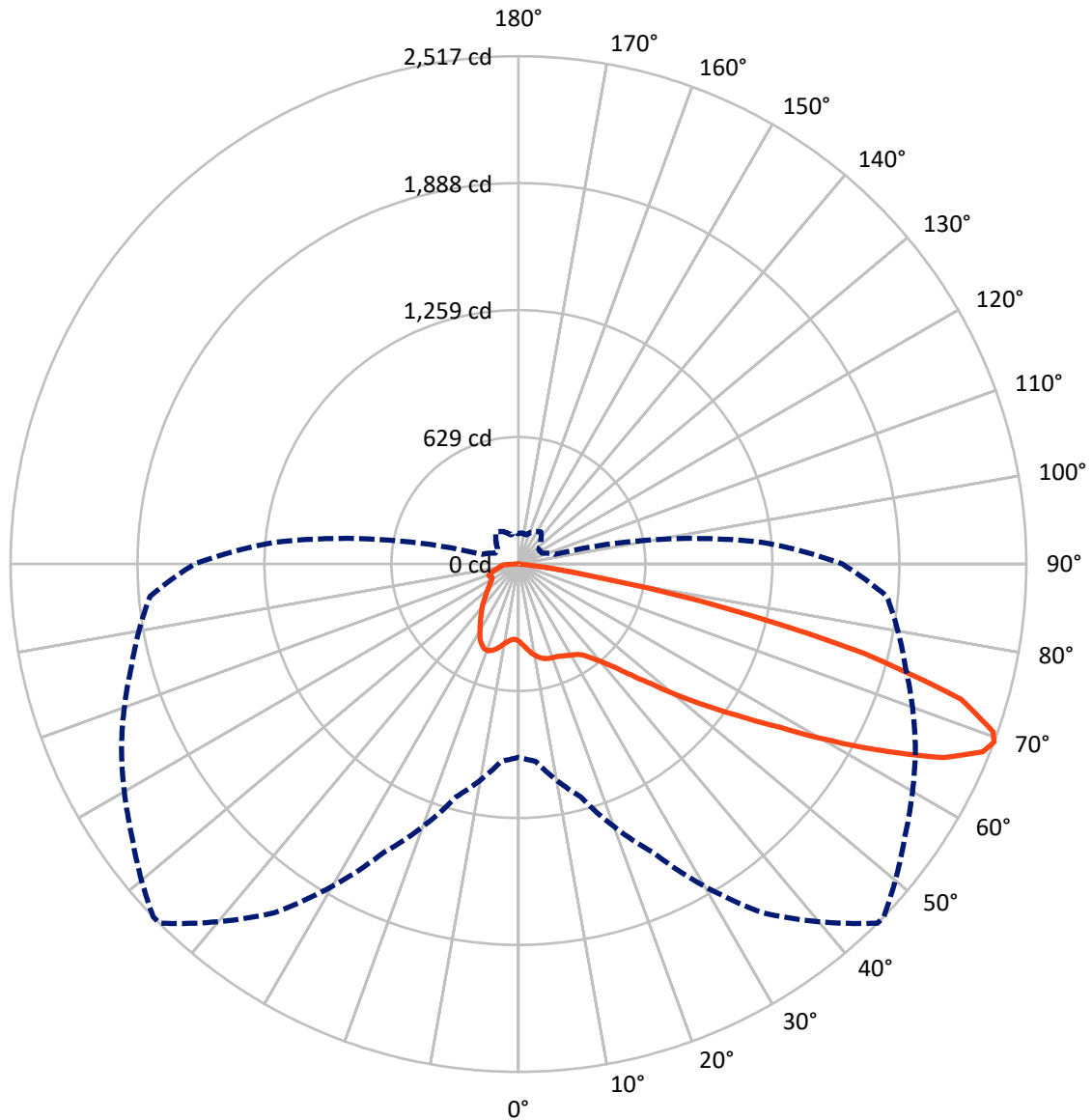


Based on 10 foot mounting height. Maximum calculated value = 4.7 fc  
 Type IV - Short - Semi-Cutoff

REPORT NUMBER: P401268

CATALOG NUMBER: ENT-SA1C-727-U-T4W

### Luminous Intensity Polar Plot



— Vertical Plane Through 45-Deg Lateral      - - - Horizontal Cone Through 69-Deg Vertical

REPORT NUMBER: P401268

CATALOG NUMBER: ENT-SA1C-727-U-T4W

**FLUX DISTRIBUTION:**

		Downward	Upward	Total
<b>House Side</b>	Lumens	888.1	0.0	888.1
	% Fixture	23.5	0.0	23.5
<b>Street Side</b>	Lumens	2883.9	0.0	2883.9
	% Fixture	76.5	0.0	76.5
<b>Total</b>	Lumens	3772.0	0.0	3772.0
	% Fixture	100.0	0.0	100.0

**Coefficient of Utilization**

**ZONAL LUMENS:**

Zone	Lumens	% Fixture
0°-10°	39.0	1.0
10°-20°	129.3	3.4
20°-30°	218.4	5.8
30°-40°	316.1	8.4
40°-50°	477.2	12.7
50°-60°	804.7	21.3
60°-70°	1107.1	29.3
70°-80°	613.5	16.3
80°-90°	66.8	1.8
90°-100°	0.0	0.0
100°-110°	0.0	0.0
110°-120°	0.0	0.0
120°-130°	0.0	0.0
130°-140°	0.0	0.0
140°-150°	0.0	0.0
150°-160°	0.0	0.0
160°-170°	0.0	0.0
170°-180°	0.0	0.0
0°-90°	3772.0	100.0
0°-180°	3772.0	100.0



REPORT NUMBER: P401268

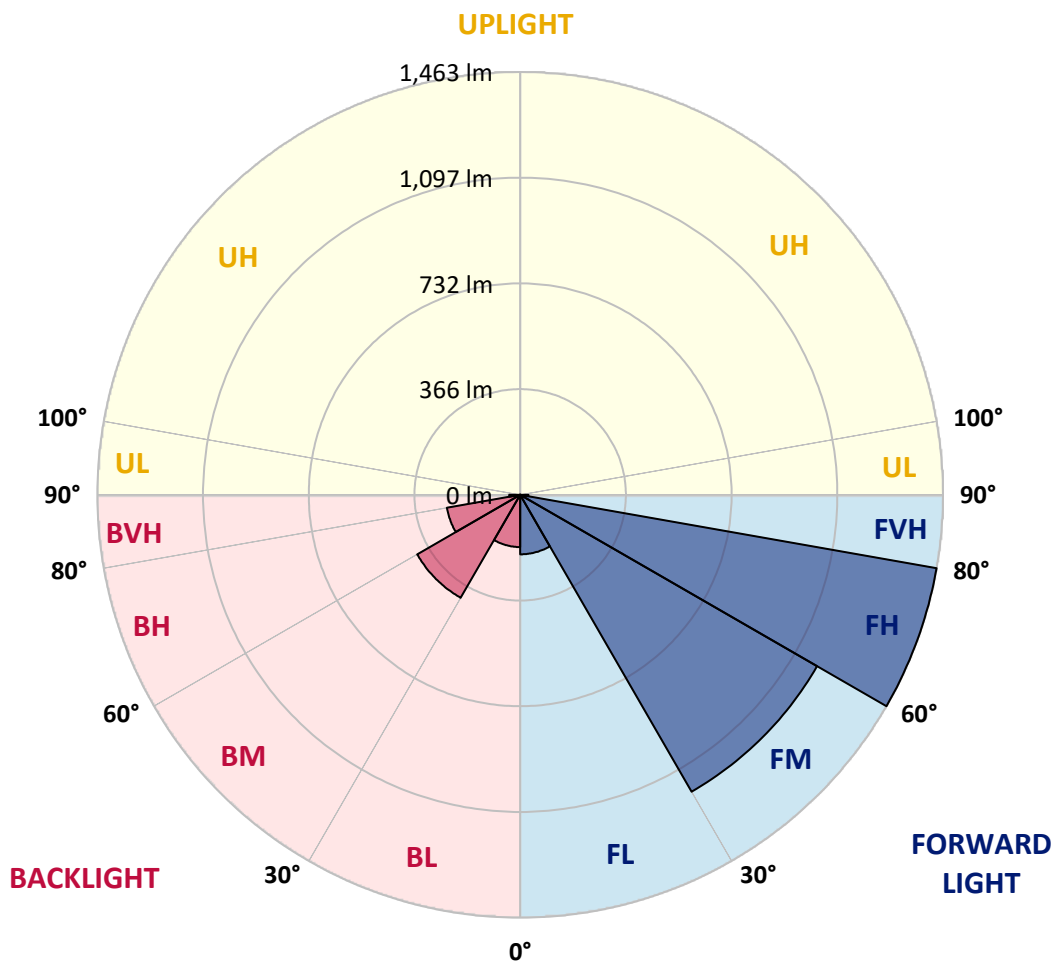
CATALOG NUMBER: ENT-SA1C-727-U-T4W

**LUMINAIRE CLASSIFICATION SYSTEM LUMEN TABLE AND BUG RATING:**

Zone		Lumens	% Fixture	Zone Rating/Lumen Limit		
				B	U	G
FL	(0°-30°)	205.9	5.5			
FM	(30°-60°)	1186.3	31.5			
FH	(60°-80°)	1463.1	38.8			G1/1800
FVH	(80°-90°)	28.6	0.8			G1/100
BL	(0°-30°)	180.8	4.8	B1/500		
BM	(30°-60°)	411.7	10.9	B1/1000		
BH	(60°-80°)	257.4	6.8	B1/500		G1/500
BVH	(80°-90°)	38.2	1.0			G1/100
UL	(90°-100°)	0.0	0.0		U0/0	
UH	(100°-180°)	0.0	0.0		U0/0	

**BUG Rating: B1-U0-G1**

Type IV Short





REPORT NUMBER: P401268

CATALOG NUMBER: ENT-SA1C-727-U-T4W

**CANDELA DISTRIBUTION (FULL):**

	0°	5°	15°	25°	35°	45°	46°	55°	65°	75°	85°
0°	382.9	382.9	382.9	382.9	382.9	382.9	382.9	382.9	382.9	382.9	382.9
2.5°	407.0	406.5	407.0	404.9	402.7	399.5	398.4	394.7	392.0	388.2	385.0
5°	437.0	438.6	438.1	435.4	426.8	420.4	420.4	412.4	403.8	395.7	388.2
7.5°	469.7	469.7	466.5	461.2	452.6	442.9	441.9	431.1	418.8	407.5	395.7
10°	493.3	494.4	489.6	482.1	471.3	461.2	460.1	447.8	436.0	421.5	407.0
12.5°	510.0	510.0	505.7	498.7	485.8	476.2	475.1	463.8	451.5	436.5	419.9
15°	518.5	517.5	513.7	506.2	494.9	486.9	485.3	475.6	465.4	450.4	432.7
17.5°	516.9	516.9	513.7	506.2	498.2	491.7	490.6	483.7	476.2	461.7	444.0
20°	510.0	509.4	508.3	502.4	497.1	494.4	493.3	490.1	485.3	473.0	456.3
22.5°	503.5	503.0	501.4	497.6	495.5	497.1	497.1	496.5	496.0	486.4	470.3
25°	507.3	506.7	503.5	498.2	497.6	505.1	505.7	507.3	508.3	500.3	483.7
27.5°	533.5	531.9	522.8	508.9	504.1	513.7	514.8	519.6	518.5	510.0	495.5
30°	585.0	585.6	565.2	535.2	519.1	523.4	523.9	529.3	527.6	520.7	508.9
32.5°	662.8	662.8	629.5	584.0	543.2	534.6	533.0	537.8	544.3	535.2	523.4
35°	761.4	758.8	718.5	648.3	584.5	553.9	552.9	550.7	562.0	553.4	536.2
37.5°	860.6	851.0	811.8	734.6	642.4	591.5	587.2	580.7	587.2	568.9	553.9
40°	940.5	938.9	906.8	828.5	711.0	637.0	633.8	605.4	609.7	595.2	589.3
42.5°	1028.5	1029.6	1008.1	929.3	793.1	698.7	690.1	646.2	658.5	653.1	650.4
45°	1125.0	1123.9	1107.8	1025.3	893.4	784.5	773.8	719.6	744.8	741.6	756.6
47.5°	1199.0	1204.9	1195.8	1137.3	1012.4	888.5	880.5	814.5	852.6	878.3	906.8
50°	1299.8	1299.3	1274.6	1250.5	1150.7	1021.5	1013.5	940.0	994.7	1032.2	1084.3
52.5°	1424.8	1420.5	1369.5	1360.9	1319.1	1166.8	1159.9	1083.2	1161.5	1194.2	1299.8
55°	1503.0	1502.5	1476.2	1491.3	1492.3	1328.8	1320.2	1252.1	1340.6	1378.1	1537.9
57.5°	1568.5	1569.0	1591.0	1643.5	1678.9	1525.6	1522.4	1439.2	1528.8	1581.3	1770.1
60°	1618.9	1629.6	1691.3	1811.4	1870.4	1776.5	1762.6	1674.6	1734.7	1755.6	1947.6
62.5°	1598.5	1612.4	1733.6	1910.6	2062.3	2042.5	2037.7	1910.6	1910.0	1899.3	2080.0
65°	1437.6	1467.7	1658.6	1906.8	2188.9	2312.8	2305.8	2133.1	2073.1	2019.4	2119.7
67.5°	1176.5	1182.9	1413.0	1761.0	2187.8	2482.7	2475.2	2295.1	2174.4	2043.0	2003.3
69°	957.7	981.3	1194.2	1576.5	2110.6	2517.1	2517.1	2340.1	2170.7	1986.7	1832.8
70°	828.5	829.5	1034.9	1429.6	2005.5	2496.7	2501.5	2340.1	2140.1	1913.3	1681.6
72.5°	388.2	412.4	542.1	933.0	1619.9	2295.1	2306.9	2185.7	1962.6	1648.4	1261.7
75°	116.4	120.7	180.7	442.4	928.2	1767.9	1794.2	1818.3	1598.5	1213.5	777.0
77.5°	69.2	68.6	87.4	150.1	429.5	1048.3	1060.1	1163.1	1037.1	674.6	352.8
80°	33.8	34.9	46.7	72.9	160.9	380.7	418.8	543.7	459.5	263.8	129.2
82.5°	11.3	12.3	19.3	29.5	68.1	122.8	135.7	170.5	146.9	96.0	55.2
85°	0.0	0.0	0.5	1.1	3.8	9.1	9.1	20.4	30.6	33.8	18.2
87.5°	0.0	0.0	0.5	0.5	1.1	1.1	1.1	1.1	1.1	1.1	1.6
90°	0.0	0.0	0.0	0.0	0.0	0.0	0.0	0.0	0.0	0.0	0.0



REPORT NUMBER: P401268

CATALOG NUMBER: ENT-SA1C-727-U-T4W

**CANDELA DISTRIBUTION (continued):**

	90°	95°	105°	115°	125°	135°	145°	155°	165°	175°	180°
0°	382.9	382.9	382.9	382.9	382.9	382.9	382.9	382.9	382.9	382.9	382.9
2.5°	383.4	382.3	380.2	378.0	377.0	374.3	374.8	373.8	373.2	373.2	373.8
5°	384.5	382.9	379.6	377.5	375.4	374.3	377.0	378.0	379.1	379.1	379.6
7.5°	390.9	387.7	383.9	381.3	381.8	383.4	387.7	390.9	392.5	393.6	394.7
10°	401.6	397.9	392.5	392.0	393.1	397.3	403.2	408.1	412.4	415.0	415.0
12.5°	412.9	408.1	403.8	404.9	409.7	416.1	422.0	427.4	431.1	433.8	434.3
15°	425.2	420.4	416.1	418.8	426.8	434.3	439.7	441.9	443.5	446.1	446.7
17.5°	436.5	432.2	428.4	435.4	442.4	448.3	449.9	448.8	446.7	448.3	449.4
20°	448.3	444.5	442.4	449.9	454.7	455.3	451.0	446.1	440.8	440.8	441.3
22.5°	462.8	457.9	456.9	460.6	459.0	452.6	441.9	434.3	426.8	425.8	427.4
25°	476.7	471.9	471.3	468.7	454.7	438.1	423.6	415.0	409.1	409.7	412.9
27.5°	490.6	487.4	488.0	473.5	442.4	417.2	397.9	390.9	392.5	393.6	396.8
30°	504.6	504.6	506.7	473.5	425.2	387.7	369.5	368.9	373.2	376.4	380.2
32.5°	520.7	525.5	521.7	467.6	402.2	357.7	343.2	344.3	349.1	354.4	357.7
35°	536.2	547.5	536.8	454.2	370.5	330.3	318.5	316.9	320.7	325.5	327.1
37.5°	560.9	579.1	549.6	433.3	337.8	306.2	294.4	290.1	286.3	290.1	289.6
40°	603.8	625.8	559.3	398.4	306.2	283.7	271.3	263.3	254.2	246.1	246.1
42.5°	672.4	686.9	564.6	356.1	274.5	261.1	248.8	237.0	223.1	208.6	208.6
45°	784.5	787.7	566.8	311.0	245.6	238.6	225.8	214.5	196.3	181.8	178.6
47.5°	934.1	920.2	572.2	267.6	220.4	218.8	208.1	195.2	175.3	161.9	160.3
50°	1135.2	1075.1	595.7	232.7	200.0	201.6	193.6	178.6	159.8	150.1	148.0
52.5°	1361.5	1270.9	614.0	204.8	182.3	187.1	181.2	166.8	150.7	142.6	141.0
55°	1608.7	1459.1	609.7	186.1	168.9	174.3	172.1	159.8	145.3	138.3	136.7
57.5°	1810.3	1591.5	572.2	169.4	155.5	163.0	165.2	155.5	142.1	135.7	134.1
60°	1961.5	1663.9	494.9	155.5	144.8	153.9	159.8	152.8	141.6	137.8	136.2
62.5°	2030.2	1657.5	394.7	144.8	136.7	147.5	160.3	157.1	149.6	152.3	152.8
65°	1991.6	1576.5	296.0	136.7	131.9	148.5	169.4	169.4	158.2	163.0	163.5
67.5°	1793.7	1364.7	215.6	130.8	127.1	153.9	186.6	175.9	154.4	158.2	156.6
69°	1605.5	1221.0	185.0	127.6	123.3	156.6	194.1	177.0	150.1	154.4	150.1
70°	1467.1	1091.2	166.2	124.9	121.7	156.6	196.3	175.9	148.0	151.2	146.4
72.5°	1044.0	757.7	136.7	119.6	115.8	144.8	192.5	170.0	142.1	138.3	129.2
75°	607.0	418.8	116.4	113.7	102.4	127.1	182.9	163.5	136.2	129.2	122.8
77.5°	254.7	187.1	99.2	103.5	90.6	113.1	171.1	157.1	129.2	119.6	116.4
80°	103.5	93.3	82.6	89.6	78.8	99.7	157.7	146.4	119.0	109.4	104.6
82.5°	54.2	51.5	63.3	72.4	65.4	91.7	148.5	138.9	110.5	100.8	94.9
85°	16.1	21.4	35.9	49.3	49.9	82.6	144.2	128.7	96.0	83.1	82.0
87.5°	1.1	4.3	12.3	25.7	32.7	63.3	116.9	105.6	77.8	65.4	66.0
90°	0.0	0.0	0.0	0.0	0.0	0.0	0.0	0.0	0.0	0.0	0.0

(END OF REPORT)